

The froufrou package*

Nelson Lago
lago@ime.usp.br

<https://gitlab.com/lago/froufrou>

December 28, 2020

Abstract

This package provides fancy separators, which are visual cues that indicate a change of subject or context without actually starting a new chapter or section.

1 Introduction

This package allows the user to create fancy separators that visually indicate text subdivisions without a title, i.e., they are similar to `\section` but do not provide a name to the new section. Apparently, there is no definite name for such separators; they may be regarded as thought breaks or anonymous sections, but often borrow their name from the ornament that embodies them, such as asterism, fleuron, or dinkus. An example:




Such separators never appear at the top of the page (that would be confusing), but may appear at the bottom. They should work equally well with one or two-column text and with single or doublespacing. The package offers a few predefined ornaments to be used as separators, but the user may create others.


2 Usage


After `\usepackage{froufrou}`, just call `\froufrou` to create a subdivision. By default, the separator behaves like `\section`, suppressing indentation in the following paragraph. With `\froufrou*`, this feature is disabled and the following paragraph is indented normally.


*This document corresponds to froufrou 1.2, dated 2020/12/22.


You may select a different separator appearance either by supplying the name of a predefined ornament as a package option (`\usepackage[ornament]{froufrou}`) or by calling `\setfroufrou{ornament}` anywhere in the document. You may also use `\froufrou[ornament]` to only affect that specific separator. ornament is one of:


fleuron, the default¹: 

simplefleuron, similar to the default, but without the side lines: 

asterism, three asterisks forming a triangle²: 

tightasterism, similar, but with tighter spacing: 

trueasterism, also similar, but using unicode character U+2042³: 

dinkus, three asterisks forming a line: 

Beyond the predefined ornaments, you may also use `\setfroufrou{SOMETHING}` or `\froufrou[SOMETHING]` to make SOMETHING be the separator. However, please note that `\usepackage[SOMETHING]{froufrou}` does *not* work!

3 See also

- <http://tug.org/TUGboat/tb32-2/tb101glistner.pdf> ;
- The `pgfornament` package, which may aid in creating separators;
- The `novel` class, which offers the somewhat similar `\ChapterDeco` command;
- The `memoir` class, which offers the somewhat similar `\fancybreak` command;

Change History

v1.0	General: Prerelease 1	v1.2	General: First public version 1
v1.1	General: Prerelease 1		

¹From the `fancyhdr` docs.

²From `symbols-a4` (search for “asterism”).

³This only works with a unicode engine (`luatex`, `xetex`) and with a font that actually provides the glyph (such as `libertinus` or `libertine`).